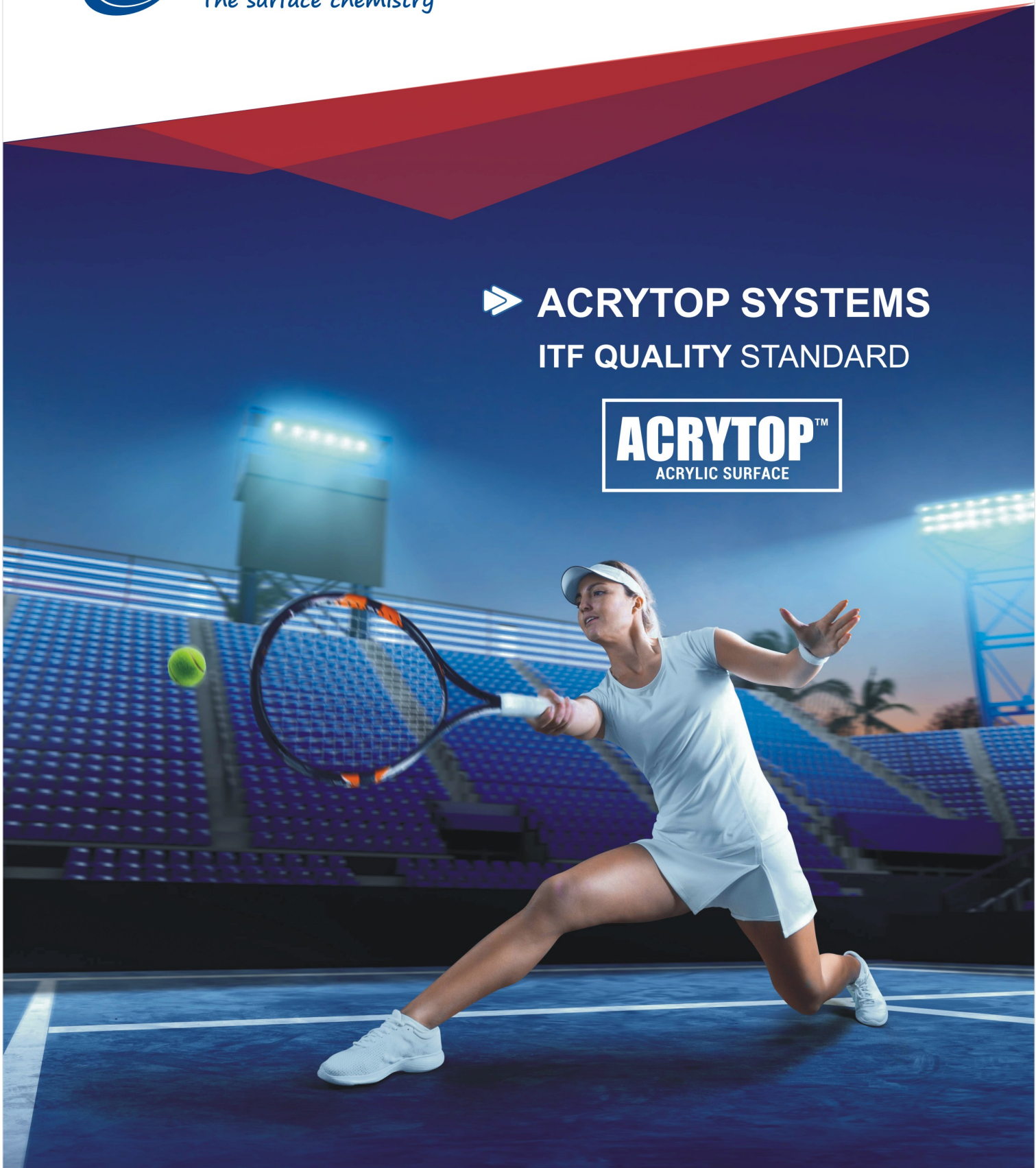




➤ **ACRYTOP SYSTEMS**  
ITF QUALITY STANDARD


**ACRYTOP™**  
ACRYLIC SURFACE





Amateurs to Professional Players  
in All Weather Conditions

## ► ACRYTOP SYSTEM COMPONENTS



The diagram shows a cross-section of the Acrytop system layers. From top to bottom, the layers are: a thin blue top coating, a thin dark brown cushion layer, a thicker dark brown cushion layer, a thick dark brown resurfacer layer, and a base layer of light brown aggregate. Four horizontal lines with circular endpoints point from the text boxes to these layers.

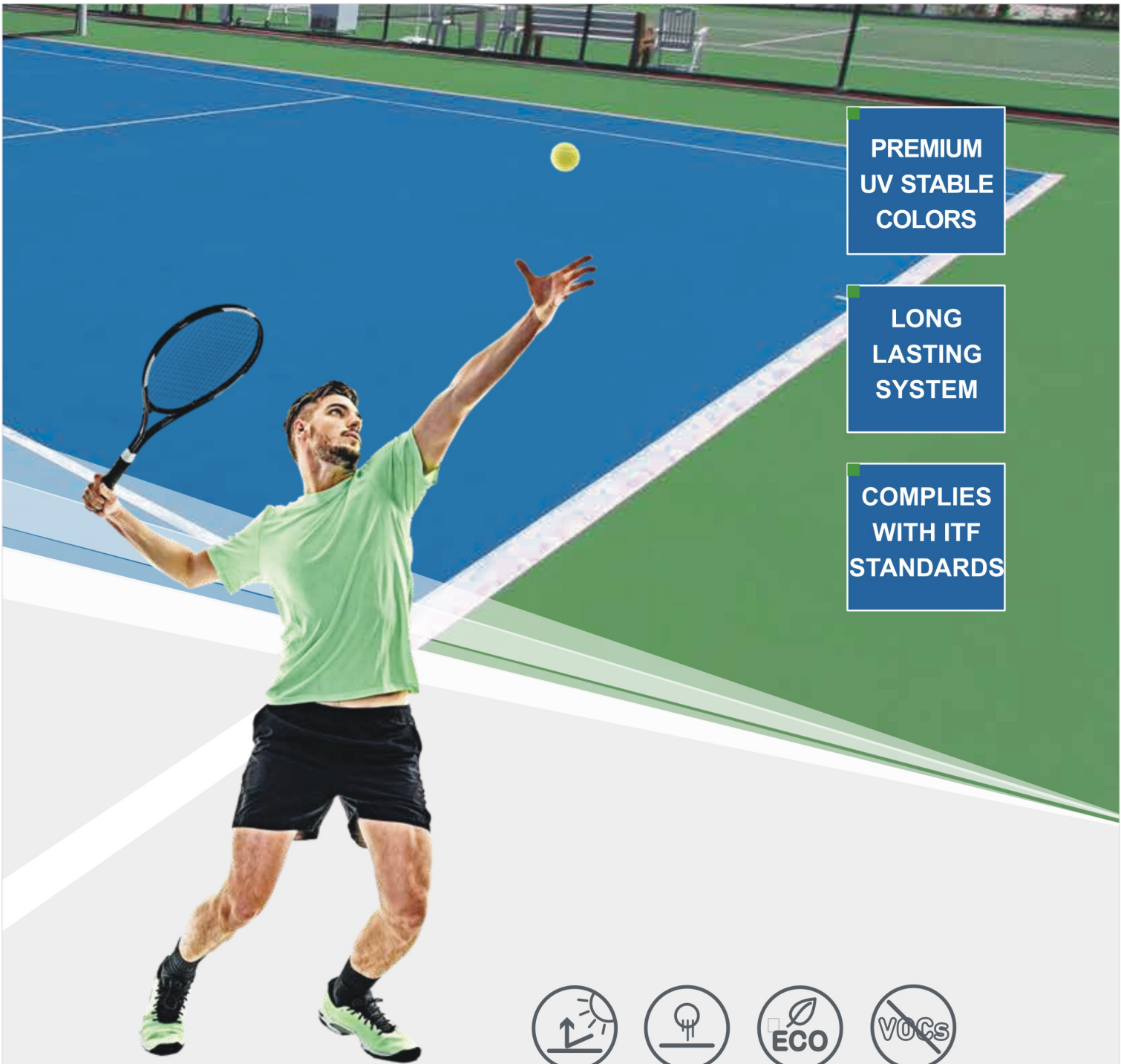
**Color Coat** : The textured top coating provides optimum surface grip and surface/ball interaction. A wide variety of UV stable colors allows for elegant designs of any scheme, from a classic look to vivid shades.

**Performance Layers** : Fine cushion layers emulsion coating strengthened with rubber particles. The fine rubber-filled layer used to build density and provide surface resilience, balance energy restitution and provide highperformance for players.

**Comfort Layers:** Coarse cushion layers emulsion coating fortified with rubber particles. The coarse rubber-filled layer used to build depth and ultimately provide surface resiliency.

**Resurfacer:** Concentrated 100% acrylic latex binder designed for courts mixing with silica sand and water to create the appropriate surface texture. Hatko Acrylic Resurfacer is designed to fill minor depressions and voids found on concrete or asphalt bases while improving the adherence between the sub-base and the upper layers. It reduces surface porosity allowing for the application of an even playing surface.

for champions



**PREMIUM  
UV STABLE  
COLORS**

**LONG  
LASTING  
SYSTEM**

**COMPLIES  
WITH ITF  
STANDARDS**



Resistance  
High UV



Long  
Lasting




Eco-Friendly



VOC Free

The **ACRYTOP** range is an acrylic all-weather sports surfacing system with high durability and maximum UV resistance that can be customized to achieve the desired ball bounce and controlled ball speed. **ACRYTOP** is used to provide top-quality worldwide tennis courts, and is also widely used for basketball courts, outdoor multi-sport play areas and skating tracks. **ACRYTOP** offers a large range of systems from hard to high performance cushioned surfaces and can be installed on both asphalt and concrete facilities.



**Premium UV  
stable colors**


for champions

## HARD OR HIGH-PERFORMANCE CUSHIONED SURFACES

### ➤ PRO COURT HACY1R3C4F3C




**PRO COURT** is an acrylic tennis and/or outdoor multi-purpose surface suitable for professional tennis courts at tournament level (**ITF Category 2 Medium SLOW**). The system consists of eleven elastic structure layers in a 100% acrylic latex polymer. The first layer is a resurfacer, then three layers of coarse cushion are applied, followed by four layers of fine cushion and finally three layers of color coat.



### ➤ FLEX COURT HACY1R3C3F3C

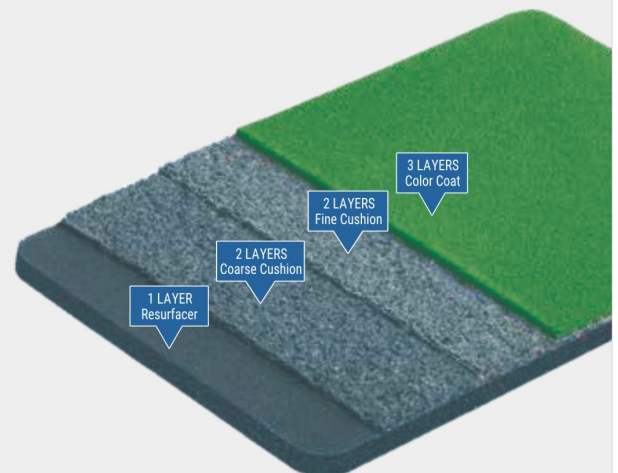


**Flex Court** is specially designed for professional tennis courts at tournament level (**ITF Category 3 Medium**). The system consists of ten elastic structure layers in a 100% acrylic latex polymer. The first layer is a resurfacer, then three layers of coarse cushion are applied, followed by three layers of fine cushion and finally three layers of color coat. Special granulometric rubber powder is mixed with pure acrylic resin to create high performance absorbing comfort layers. The system is finished with wear resistant textured top coat to provide innovation in design and longer surface life. An optional protection lacquer is also available for additional protection against UV and dust.



### ➤ CROSS COURT HACY1R2C2F3C

**Cross Court** is specially designed for tennis and outdoor multi-purpose sport facilities. The system consists of eight layers of liquid-applied acrylic coatings. The first layer is a resurfacer, then two layers of coarse cushion are applied, followed by two layers of fine cushion and finally three layers of color coat. Small rubber granules are mixed with cushion acrylic component to create a shock-absorbing layer for enhanced player comfort.



**Complies with  
ITF standards.**




for champions

## EXCELLENT BALL BOUNCE AND CONTROLLED BALL SPEED


### ➤ **BASE COURT** HACY1R2F3C

**BASE COURT** is an economic acrylic tennis and/or outdoor multi-purpose surface for entry-level tennis courts and outdoor multi-purpose fields. The system consists of six layers in a 100% acrylic latex polymer. The first layer is a resurfacer, then two layers of fine cushion are applied, followed by three layers of color coat. Small rubber granules are mixed with cushion acrylic component to create a shock-absorbing layer.




### ➤ **ACE COURT** HACY1R3C

**ACE COURT** is a basic and economic acrylic tennis and/or outdoor multi-purpose surface suitable for community use and entry-level tennis courts. ACE COURT provides a fast and durable playing surface for tennis players. The system consists of four layers in a 100% acrylic latex polymer.



### ➤ **TIE BREAK** HACY1G5RM1F3C

**TIE BREAK** is an acrylic tennis and/or outdoor multi-purpose surface suitable for players who require more comfort and safety. The system includes a 5mm elastic layer which provides balanced energy restitution to the players within the comfort zone. The system consists of six layers including a 5-12mm rubber mat and 100% acrylic latex polymer. The first layer is an adhesive glue for installing the rubber mat, then one layer of fine cushion and three layers of color coat are applied. The system is finished with a wear resistant textured top coat to provide innovation in design and longer surface life. An optional protection lacquer is also available for additional protection against UV and dust.



# ACRYLIC TENNIS COURT SYSTEM ADVANTAGES

- Complies with **ITF** standards.
- Excellent mechanical strength
- High resistance to all weather conditions
- Slip resistance and injury reduction
- Environmentally friendly, **VOC** free
- Long lasting system
- Premium **UV** stable colors
- Easy to clean and maintain
- Offers playing speed from slow to fast
- Applicable on a variety of substrates from concrete to asphalt



## ➤ SURFACE PREPARATION

Subfloors should be dry, clean, flat and free of any kind of cracks, gaps, chemicals, dirt, oil, and any material that will adversely affect the chemicals.

If the subfloor is a new asphalt surface, it must have been cured 14 to 30 days prior to application with a maximum 4% moisture content..

If the subfloor is concrete, it should be a minimum of 28 days old with a maximum 5% moisture content. Concrete substrates should be installed with a vapor barrier according to ASBA guidelines and be finished with a CSP 3 profile. Concrete substrates are to be tested according to coating manufacturer guidelines using ASTM F2170 (relative humidity testing via probe) or ASTM F1869-98 (anhydrous calcium chloride test). Report any discrepancies to the general contractor or client.

**Long lasting,  
UV stable system**

for champions



## ➤ INSTALLATION

**ACRYTOP Acrylic Binder** should be used to fill all cracks and 'birdbaths'. A smooth prior surface should then be created before applying Acrylic Resurfacer, with any roughness removed as necessary.

**ACRYTOP Acrylic Primer** must be applied as a moisture barrier to prevent any bonding problems.

**ACRYTOP Acrylic Resurfacer** should be applied in one coat (as required by surface roughness and porosity) to provide a smooth underlayment for application.

**ACRYTOP Coarse Acrylic Cushion** should be applied in the required thickness followed by Fine Cushion in accordance with the project's terms and application instructions.

**ACRYTOP Acrylic Color Coat** should be applied in three different layers by mixing specially milled silica sand in the recommended ratio to create high mechanic durability. The completed system offers a seamless monolithic and UV stable surface.

As a final step, **ACRYTOP Line Paint** should be applied. After masking tape has been laid, use a prior line primer to seal voids between the masking tape and court surface to prevent any paint from bleeding under.

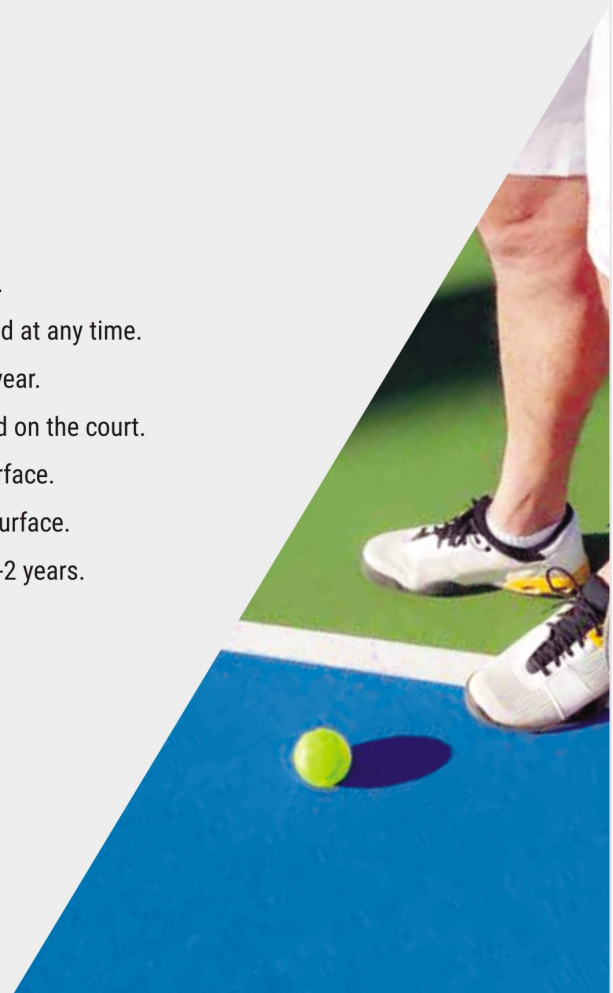
## ➤ MAINTENANCE

Extending the service life and functional characteristics of **Acrylic Tennis Courts** depend on their correct and maintenance.

1. Spike use should be kept to a minimum of **1/8"** pyramid spikes.
2. Skateboarding, rollerblading and cycling should not be permitted at any time.
3. The court should be cleaned of dirt and debris at least twice a year.
4. Heavy motor vehicles such as trucks or cars should not be used on the court.
5. Follow a regular maintenance cycle to prolong the life of the surface.
6. Do not allow fertilizer or grass seed to be spread on the court surface.
7. General Suggestions: Re-coat every 2-3 years. Re-stripe every 1-2 years.

## ➤ HANDLING & STORAGE

The materials must be stored in a clean, dust-free and dry area kept away from direct sunlight. Optimum installation and storage conditions are **23°C** with **55%** relative humidity.



# ACRYLIC MULTI-COLOR OPTIONS


## MULTI-PURPOSE OUTDOOR SPORTS FLOORINGS

Acrylon comes in a large range of color combinations.




for champions

## ▶▶ STANDARD COLOR OPTIONS




**1018 ZINC YELLOW**




**6018 YELLOW GREEN**



**6028 PINE GREEN**



**2001 RED ORANGE**



**3016 CORAL RED**



**5012 LIGHT BLUE**



**5005 SIGNAL BLUE**

- ▶ **HIGH UV RESISTANCE**
- ▶ **EASY MAINTENANCE**
- ▶ **MEETS ITF STANDARDS**
- ▶ **TOP LEVEL PERFORMANCE**

*\*Colors may vary slightly from samples pictured.*



[www.topfloorsportsinfra.com](http://www.topfloorsportsinfra.com)